

➤ Pneumatic atomizing nozzles, full cone, pressure principle, internal mixing

Series 136.1

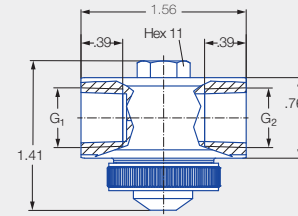


Features:

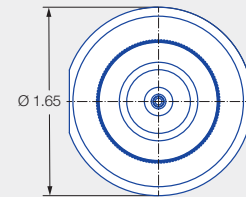
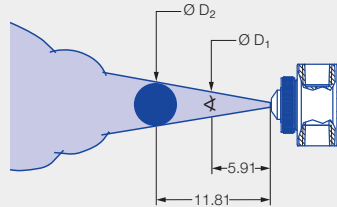
- Fine full cone atomization
- Liquid pressure principle
- Internal mixing

Applications:

- Humidification of air
- Cooling



Series 136.1



Liquid connection G ₁	Air connection G ₂	Screw plug thread (size 11)	Weight [lb] (Stainless steel 303)
1/4 NPT	1/4 NPT	5/16-24 UNF-2A	0.5

Spray angle	Ordering number		Narrowest free cross section Ø [in]	Liquid pressure p [psi]												Spray dimensions								
	Type	Material number		10				20				40				60				p air [psi]	p water [psi]	Ø D ₁ [in]	Ø D ₂ [in]	
		1Y		16	p air [psi]	V̇ water [gal/h]	V̇ _a air [SCFM]	p air [psi]	V̇ water [gal/h]	V̇ _a air [SCFM]	p air [psi]	V̇ water [gal/h]	V̇ _a air [SCFM]	p air [psi]	V̇ water [gal/h]	V̇ _a air [SCFM]								
20°	136.115.xx.B2	●	●	0.2	6	1.6	0.18	20	1.5	.47	35	2.4	0.6	44	2.9	0.7	12	10	2	4				
					12	1.0	0.35	26	1.1	.59	41	2.0	0.7	49	2.5	0.8	26	22	2	4				
		17	.45		0.53	32	.58	.82	46	1.6	0.9	55	2.2	0.9	38	29	2	4						
		-	-		-	38	.32	1.0	52	1.2	1.1	61	1.8	1.1	46	44	2	4						
		-	-		-	-	-	-	58	0.8	1.2	67	1.5	1.3	64	58	2	4						
		-	-		-	-	-	-	64	0.5	1.5	73	1.1	1.5	-	-	-	-						
		-	-		-	-	-	-	70	0.3	1.6	78	0.8	1.6	-	-	-	-						
		-	-		-	-	-	-	76	0.1	1.8	84	0.6	1.8	-	-	-	-						
		-	-		-	-	-	-	-	-	-	-	-	-	-	-	-	-						
		-	-		-	-	-	-	-	-	-	-	-	-	-	-	-	-						
	136.125.xx.B2	●	●	0.5	12	1.3	0.9	17	1.8	1.1	41	2.4	1.9	49	2.8	2.3	20	10	2	4				
					17	1.2	1.1	23	1.7	1.3	46	2.3	2.2	55	2.7	2.5	32	22	2	4				
		23	1.1		1.4	29	1.6	1.5	52	2.2	2.4	61	2.6	2.7	41	29	2	4						
		29	0.9		1.5	35	1.5	1.8	58	2.1	2.6	67	2.5	2.9	49	44	2	4						
		35	0.8		1.8	41	1.4	2.0	64	2.0	2.8	73	2.4	3.2	61	58	2	4						
		41	0.7		1.9	46	1.3	2.2	70	1.9	3.1	78	2.3	3.4	-	-	-	-						
		46	0.5		2.2	52	1.2	2.4	75	1.8	3.3	84	2.2	3.6	-	-	-	-						
		52	0.4		2.4	58	1.0	2.6	81	1.7	3.5	-	-	-	-	-	-	-						
		58.0	0.3		3	63.8	0.9	3	87	1.6	4	-	-	-	-	-	-	-						
		63.8	0.3		3	69.6	0.8	3	-	-	-	-	-	-	-	-	-	-						
69.6	0.2	3	75.4	0.7	3	-	-	-	-	-	-	-	-	-	-									
-	-	-	81.2	0.6	3	-	-	-	-	-	-	-	-	-	-									
-	-	-	87.0	0.5	4	-	-	-	-	-	-	-	-	-	-									





Spray angle	Ordering number		Narrowest free cross section Ø [in]	Liquid pressure p [psi]												Spray dimensions				
	Type	Material number		10			20			40			60			p air [psi]	p water [psi]	Ø D ₁ [in]	Ø D ₂ [in]	
		1Y		16	p air [psi]	V̇ water [gal/h]	V̇ _{air} [SCFM]	p air [psi]	V̇ water [gal/h]	V̇ _{air} [SCFM]	p air [psi]	V̇ water [gal/h]	V̇ _{air} [SCFM]	p air [psi]	V̇ water [gal/h]					V̇ _{air} [SCFM]
		Stainless steel 316L		Stainless steel 303																
20°	136.134.xx.B2	●	●	0.03	17	3.5	1.6	29	5.1	2.3	44	7.5	3.1	55	9.6	3.6	26	10	2	4
					23	3.3	1.9	35	4.8	2.6	49	7.2	3.4	61	8.4	4.0	41	22	2	4
					29	3.1	2.3	41	4.6	2.9	55	7.0	3.7	67	8.2	4.3	55	29	2	4
					35	3.0	2.6	46	4.4	3.2	61	6.8	4.0	73	8.1	4.6	75	44	3	4
					41	2.9	2.9	52	4.2	3.5	67	6.6	4.3	78	7.9	4.9	87	58	3	4
					46	2.8	3.2	58	4.1	3.8	73	6.4	4.6	84	7.7	5.2	-	-	-	-
					52	2.8	3.5	64	4.0	4.1	78	6.2	4.9	-	-	-	-	-	-	-
					58	2.7	3.8	70	3.9	4.5	84	6.1	5.2	-	-	-	-	-	-	-
					64	2.6	4.1	75	3.8	4.8	-	-	-	-	-	-	-	-	-	-
	70	2.6	4.5	81	3.7	5.1	-	-	-	-	-	-	-	-	-	-				
	75	2.5	4.8	87	3.6	5.4	-	-	-	-	-	-	-	-	-	-				
	81	2.4	5.1	-	-	-	-	-	-	-	-	-	-	-	-	-				
	87	2.2	5.4	-	-	-	-	-	-	-	-	-	-	-	-	-				
	136.142.xx.B2	●	●	0.10	20	6.4	3.0	23	14.1	2.8	46	18.7	4.7	55	24.6	5.4	12	10	2	4
					26	5.4	3.7	29	11.2	3.5	52	16.5	5.4	61	22.0	5.9	23	22	3	4
					32	5.3	4.2	35	9.3	4.2	58	14.7	6.2	67	19.9	6.7	44	29	2	4
					38	5.1	4.8	41	8.0	4.9	64	13.0	6.9	73	18.2	7.4	58	44	3	4
					44	4.6	5.5	46	7.5	5.6	70	11.8	7.6	78	16.8	8.1	87	58	3	4
49					4.3	6.1	52	7.4	6.2	75	11.1	8.3	84	15.2	8.8	-	-	-	-	
55					4.5	6.7	58	7.2	6.8	81	10.7	8.9	-	-	-	-	-	-	-	
61					4.3	7.3	64	6.8	7.4	87	10.5	9.5	-	-	-	-	-	-	-	
67					3.9	7.8	70	6.4	7.9	-	-	-	-	-	-	-	-	-	-	
73					3.7	8.4	75	5.9	8.6	-	-	-	-	-	-	-	-	-	-	
78	3.4	9.0	81	5.7	9.2	-	-	-	-	-	-	-	-	-	-					
84	3.3	9.5	87	5.6	9.8	-	-	-	-	-	-	-	-	-	-					

Ordering Type + Material no. = Ordering no.
 example: 136.134.xx.B2 + 1Y = 136.134.1Y.B2

➤ Pneumatic atomizing nozzles, full cone, pressure principle, internal mixing

Series 166.1



Features:

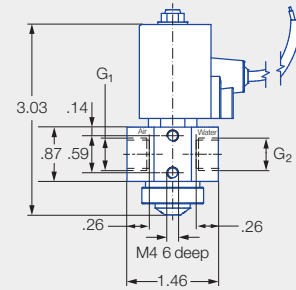
- Version with magnetic valve
- Fine full cone atomization
- Liquid pressure principle
- Internal mixing

Applications:

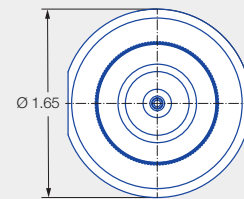
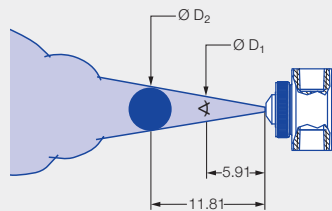
- Humidification
- Cooling

Technical data:

- Operating pressure: 0–87 psi
- Voltage: 24 V DC
- Power: 8 W
- Switching frequency: Approx. 500/min
- Protective system: IP 67
- Ambient temperature: +50 °C/+122 °F
- Cable length: 39.37 in
- Material of gasket: EPDM



Series 166.1



Air connection G ₁	Water connection G ₂	Weight [lb]
1/4 NPT	1/4 NPT	0.91

Spray angle	Ordering number		Narrowest free cross section Ø [in]	Liquid pressure p [psi]												Spray dimensions			
	Type	Material number		10				20				40				60			
		16		p air [psi]	V̇ water [gal/h]	V̇ air [SCFM]	p air [psi]	V̇ water [gal/h]	V̇ air [SCFM]	p air [psi]	V̇ water [gal/h]	V̇ air [SCFM]	p air [psi]	V̇ water [gal/h]	V̇ air [SCFM]	p air [psi]	p water [psi]	Ø D ₁ [in]	Ø D ₂ [in]
20°	166.115.xx.B2	●	0.02	6	1.56	0.3	0.2	1.5	0.5	35	2.4	0.6	44	2.9	0.7	12	10	2	4
				12	1.00	0.6	0.4	1.1	0.6	41	2.0	0.7	49	2.5	0.8	26	22	2	4
17				0.45	0.9	0.5	0.6	0.8	46	1.6	0.9	55	2.2	0.9	38	29	2	4	
-				-	-	-	2.6	0.3	1.0	52	1.2	1.1	61	1.8	1.1	46	44	2	4
-				-	-	-	-	-	-	58	0.8	1.2	67	1.5	1.3	64	58	2	4
-				-	-	-	-	-	-	64	0.5	1.5	73	1.1	1.5	-	-	-	-
-				-	-	-	-	-	-	70	0.3	1.6	78	0.8	1.6	-	-	-	-
166.125.xx.B2	●	0.02	12	1.24	1.5	0.9	1.8	1.1	41	2.4	1.9	49	2.8	2.3	20	10	2	4	
			17	1.16	1.9	1.1	1.7	1.3	46	2.3	2.2	55	2.7	2.5	32	22	2	4	
			23	1.06	2.3	1.4	1.6	1.5	52	2.2	2.4	61	2.6	2.7	41	29	2	4	
			29	0.92	2.6	1.5	1.5	1.8	58	2.1	2.6	67	2.5	2.9	49	44	2	4	
			35	0.79	3.0	1.8	1.4	2.0	64	2.0	2.8	73	2.5	3.2	61	58	2	4	
			41	0.71	3.2	1.9	1.3	2.2	70	1.9	3.1	78	2.4	3.4	-	-	-	-	
			46	0.53	3.7	2.2	1.2	2.4	75	1.8	3.3	84	2.3	3.6	-	-	-	-	
			52	0.42	4.1	2.4	1.0	2.6	81	1.7	3.5	-	-	-	-	-	-	-	
			58	0.34	4.5	2.6	0.9	2.8	87	1.6	3.7	-	-	-	-	-	-	-	
			64	0.26	4.9	2.9	0.8	3.1	-	-	-	-	-	-	-	-	-	-	
			70	0.16	5.2	3.1	0.7	3.3	-	-	-	-	-	-	-	-	-	-	
			-	-	-	3.3	0.6	3.5	-	-	-	-	-	-	-	-	-	-	
			-	-	-	3.5	0.5	3.7	-	-	-	-	-	-	-	-	-	-	





Spray angle	Ordering number		Narrowest free cross section \varnothing [in]	Liquid pressure p [psi]												Spray dimensions			
	Type	Material number		10			20			40			60			p air [psi]	p water [psi]	$\varnothing D_1$ [in]	$\varnothing D_2$ [in]
		16		p air [psi]	\dot{V} water [gal/h]	\dot{V}_i air [SCFM]	p air [psi]	\dot{V} water [gal/h]	\dot{V}_i air [SCFM]	p air [psi]	\dot{V} water [gal/h]	\dot{V}_i air [SCFM]	p air [psi]	\dot{V} water [gal/h]	\dot{V}_i air [SCFM]				
20°	166.134.xx.B2	●	0.03	17	3.5	1.6	29	5.1	2.3	44	7.5	3.1	55	8.6	1.6	26	10	2	4
				23	3.3	1.9	35	4.8	2.6	49	7.3	3.4	61	8.5	1.8	41	22	2	4
				29	3.1	2.3	41	4.6	2.9	55	7.1	3.7	67	8.3	1.9	55	29	2	4
				35	3.0	2.6	46	4.4	3.2	61	6.8	4.0	73	8.1	2.1	75	44	3	4
				41	2.9	2.9	52	4.3	3.5	67	6.6	4.3	78	7.9	2.2	87	58	3	4
				46	2.9	3.2	58	4.1	3.8	73	6.4	4.6	84	7.7	2.4	-	-	-	-
				52	2.8	3.5	64	4.0	4.1	78	6.2	4.9	-	-	-	-	-	-	-
				58	2.7	3.8	70	4.0	4.5	84	6.1	5.2	-	-	-	-	-	-	-
				64	2.7	4.1	75	3.9	4.8	-	-	-	-	-	-	-	-	-	-
				70	2.6	4.5	81	3.7	5.1	-	-	-	-	-	-	-	-	-	-
	75	2.5	4.8	87	3.6	5.4	-	-	-	-	-	-	-	-	-	-			
	81	2.4	5.1	-	-	-	-	-	-	-	-	-	-	-	-	-			
	87	2.2	5.4	-	-	-	-	-	-	-	-	-	-	-	-	-			
	166.142.xx.B2	●	0.10	20	6.4	3.0	23	14.1	2.8	46	18.7	4.7	55	24.6	2.4	12	10	2	4
				26	5.4	3.7	29	11.3	3.5	52	16.5	5.4	61	22.0	2.7	23	22	3	4
				32	5.3	4.2	35	9.3	4.2	58	14.7	6.2	67	19.9	3.0	44	29	2	4
				38	5.1	4.8	41	8.0	4.9	64	13.0	6.9	73	18.2	3.3	58	44	3	4
				44	4.6	5.5	46	7.6	5.6	70	11.8	7.6	78	16.8	3.6	87	58	3	4
				49	4.4	6.1	52	7.5	6.2	75	11.1	8.3	84	15.2	3.9	-	-	-	-
				55	4.5	6.7	58	7.2	6.8	81	10.7	8.9	-	-	-	-	-	-	-
61				4.3	7.3	64	6.8	7.4	87	10.5	9.5	-	-	-	-	-	-	-	
67				4.0	7.8	70	6.4	7.9	-	-	-	-	-	-	-	-	-	-	
73				3.7	8.4	75	5.9	8.6	-	-	-	-	-	-	-	-	-	-	
78	3.5	9.0	81	5.8	9.2	-	-	-	-	-	-	-	-	-	-				
84	3.3	9.5	87	5.7	9.8	-	-	-	-	-	-	-	-	-	-				

Ordering Type + Material no. = Ordering no.
 example: 166.134.xx.B2 + 16 = 166.134.16.B2